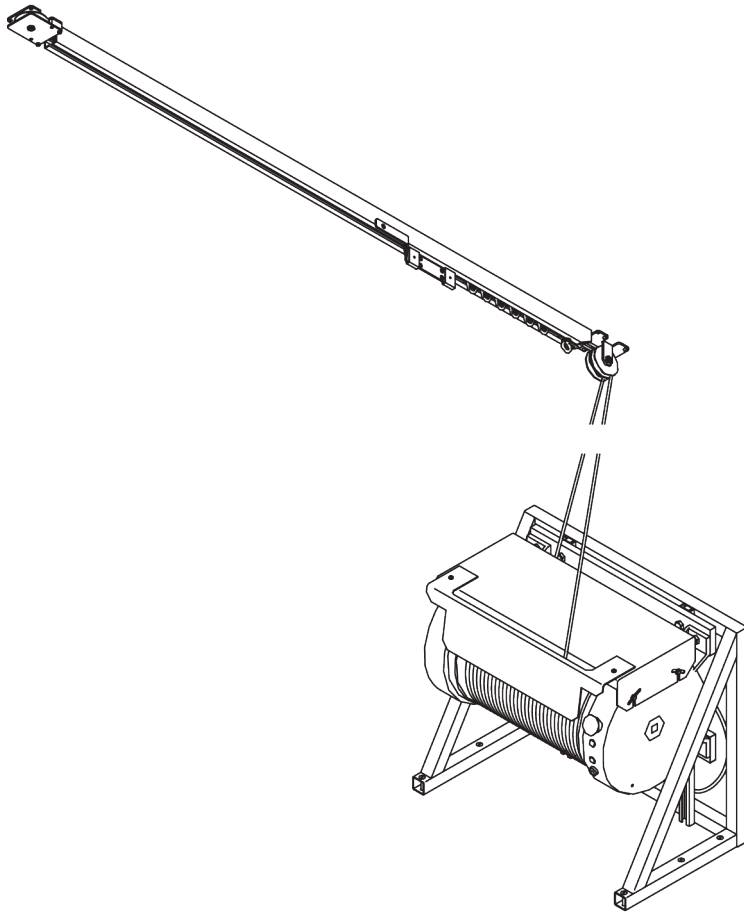



SG 5800



PRODUCT INFORMATION

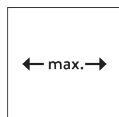
- **Operation:** motorised
- **Range:** L
- **Fitting:** ceiling, floor/wall motor fitting
- **Colours:** Anodised aluminum, special colours possible
- **Fabrics:** refer to Silent Gliss fabric collection

Features:

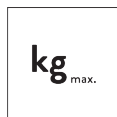
- Very heavy duty, up to 270 kg curtain weight
- Various control options
- Emergency stop button
- Bendable

SYSTEM SPECIFICATIONS

A. SYSTEM DIMENSIONS



60 m



270 kg

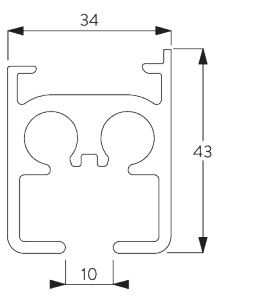
Max. curtain weights

	10 m	20 m	30 m	40 m	50 m	60 m
	245	227	210	-	-	-
	270	252	234	216	198	180
	185	173	160	-	-	-
	190	180	170	160	150	140
	135	127	120	-	-	-
	140	132	124	116	108	100
	70	65	60	-	-	-
	75	68	61	54	47	40
	55	45	40	-	-	-
	60	57	54	51	48	45

(kg max.)

B. PROFILE

Profile and bending information

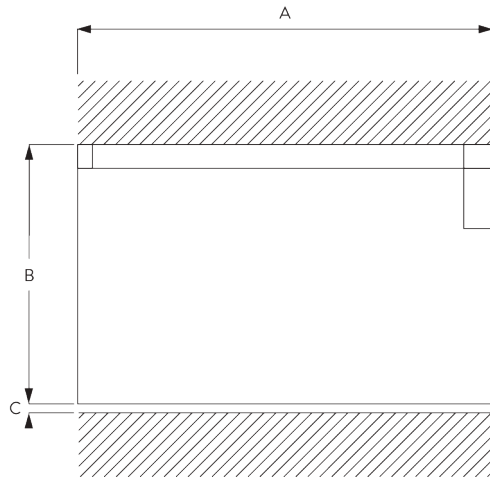


SG 5810

Profile


Radius:
>50 cm

**C. HOW TO
MEASURE**



A: System width
B: System height
C: Distance between floor and fabric

Parallel mounting of profiles



For better overlapping, two profiles can be mounted in parallel. Min. 76 mm between centre parts of return pulleys.

**D. SPECIFICATION
TEXT**

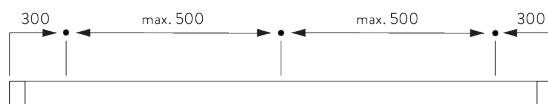
Silent Gliss 5800 Heavy Duty Electrically Operated Curtain Track System. Comprises anodised aluminium profile SG 5810 supplied complete and assembled with motor SG 5805. Motor mounted wall/floor mounted with SG 5813 frame. Includes non-stretch steel core drive cable SG 5814 in internal channels, cord guide SG 5816, cord guide return SG 5815 and roller gliders SG 5809 at 5/m. Top fixed with clamps SG 6209 approximately 500mm centres maximum. Operation by mains switch (not supplied) / optional radio remote control systems SG 0450/SG 9940. Motor supplied with mains in-line connector SG 9916. All wiring to be strictly in accordance with Silent Gliss wiring diagrams.

FITTING

**A. FITTING
INFORMATION**

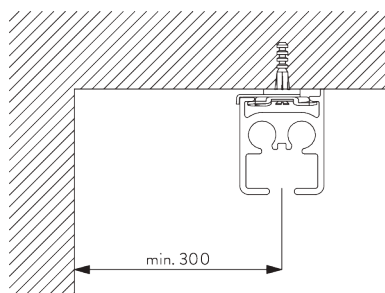
For detailed fitting information, visit the Silent Gliss website.

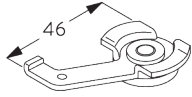
Fixing points



B. CEILING FITTING

Clamp SG 6209

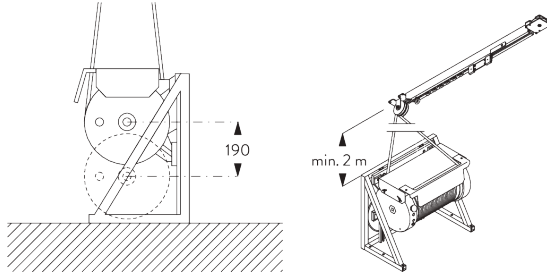




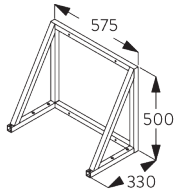
SG 6209
Clamp

C. MOTOR FITTING

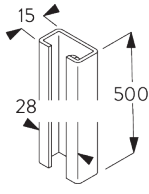
Floor with frame
SG 5813 and
SG 5821 / SG 5822



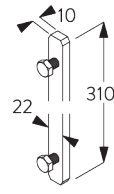
Steel core rope is tensioned by using the weight of the motor. Vertical variation possible up to 190 mm.



SG 5813
Floor mounting frame

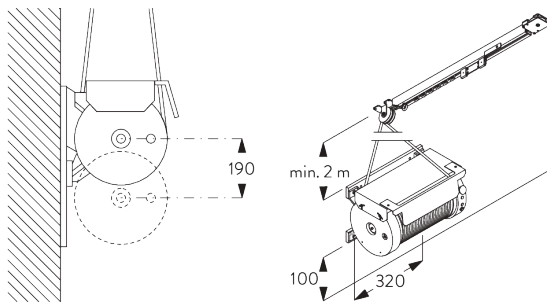


SG 5821
Anchor rail

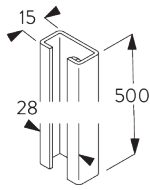


SG 5822
Sliding block

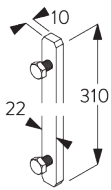
Wall with SG 5821 /
SG 5822



Steel core rope is tensioned by using the weight of the motor. Vertical variation possible up to 190 mm.

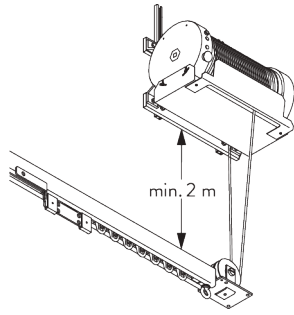


SG 5821
Anchor rail



SG 5822
Sliding block

Wall above track



MOTOR & CONTROLS

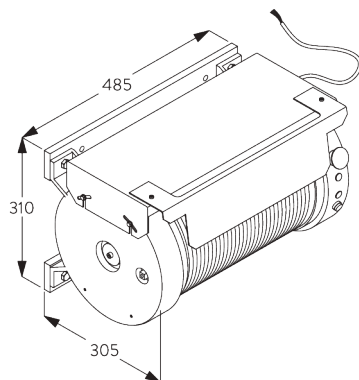
A. MOTOR FEATURES

Motor	SG 5805 230 V AC	SG 5805 115 V AC
Motor Features		
Mechanical end-stop	●	●
Mechanical revolution counter (limited revolution)	●	●
Control Features		
Mains power control	●	●
SG Control L (external receiver required)	●	●
Suitable for all common home automation systems (with suitable interface)	●	●

B. MOTOR SPECIFICATIONS

Motor	Motor dimensions	Power	Voltage	Current	Frequency	System speed / sec
SG 5805	L 485 x W 305 x H 310	500 W	230 V AC	2.2 A	50 Hz	20 cm / sec
SG 5805	L 485 x W 305 x H 310	550 W	115 V AC	5 A	60 Hz	20 cm / sec

C. MOTOR DIMENSIONS



**D. OPERATING
METHODS**

See catalogue "controls" for details.

Wall switch



System can be operated by fixed wall switch.

SG Control L



Various radio hand-held and wall transmitters available.
An external receiver is required.



Silent Gliss Move App.

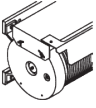
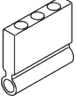
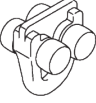

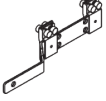
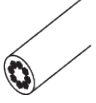
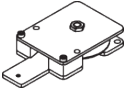
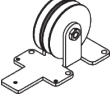



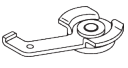

**E. WIRING
DIAGRAMS**




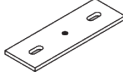
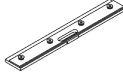
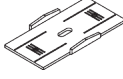
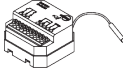
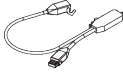
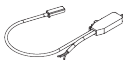







Refer to Silent Gliss website.

PARTS

A. STANDARD PARTS

	SG 5805 Motor 230V AC, 15/200
	SG 5806 Pilot runner
	SG 5809 Roller
	SG 5810 Profile
	SG 5811 Overlap arm
	SG 5814 Steel wire
	SG 5815 Guide return
	SG 5816 Cord guide
	SG 5821 Anchor rail
	SG 5822 Sliding block
	SG 5824 End stop
	SG 6209 Clamp
	SG 9916 Hirschmann plug set

B. OPTIONAL PARTS

	SG 5813 Floor mounting frame
	SG 5829 Fixing plate
	SG 6203 Connection bridge
	SG 6228 Bracket
	SG 9068 Radio receiver Revio
	SG 9944 Radio receiver 1 channel
	SG 9945 Radio receiver 1 channel
	SG 9959 Central control unit relay
	SG 10300 Radio hand held 1 channel
	SG 10302 Radio hand held 5+1 channel
	SG 10303 Radio hand held 10+2+1 channel
	SG 10804 Radio hand held 15+5+1 channel
	SG 11480 Radio wall transmitter 1 channel
	SG 11490 Radio wall transmitter 5+1 channel

www.bradingsfabrication.com

Brading Fabrication Limited
1885 Clements Road, Unit 228
Pickering, ON, Canada
L1W 3V4

Tel: 1-800-483-5550

info@bradingsfabrication.com