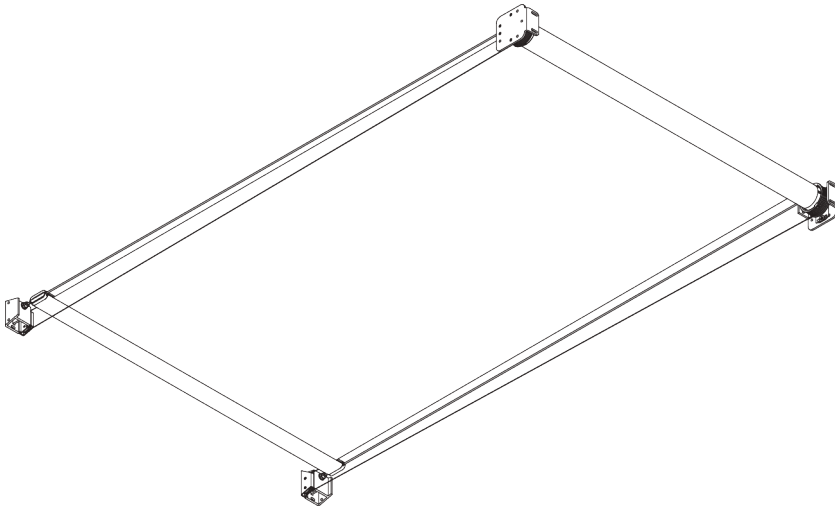


SG 8600



PRODUCT INFORMATION

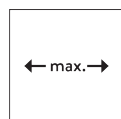
- **Operation:** motorised
- **Range:** M - L
- **Fitting:** ceiling, wall
- **Colours:** white RAL 9016; special colours or anodised aluminum possible
- **Fabrics:** refer to Silent Gliss fabric collection

Features:

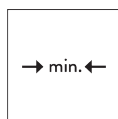
- Tensioned roller blind
- Various control options
- Any angle

SYSTEM SPECIFICATIONS

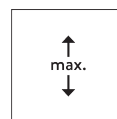
A. SYSTEM DIMENSIONS



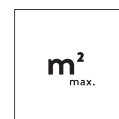
4 m



M: 87 cm
L: 108 cm



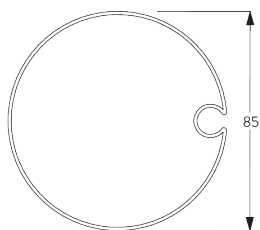
M: 3 m
L: 6.5 m



18 m²

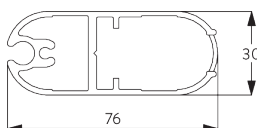
B. PROFILE

Profile information



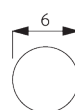
SG 8601

Tube ø 85 mm



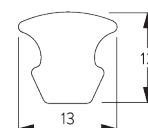
SG 8602

Bottom bar



SG 8618

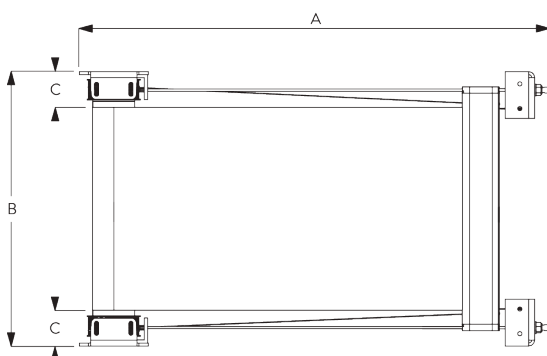
Fabric rod ø 6 mm



SG 8626

Cover strip

C. HOW TO MEASURE



A: System length

B: System width

C: Light gap: 75 mm

Pulling force per bracket: approx. 100 kg

D. SPECIFICATION TEXT

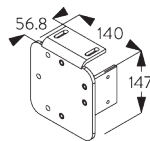
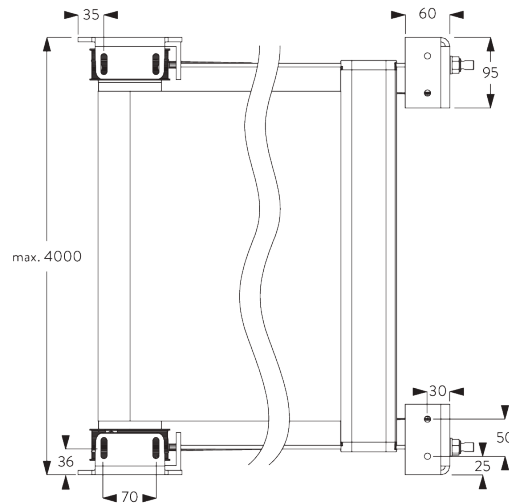
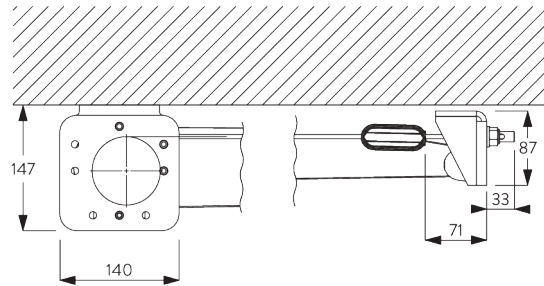
Silent Gliss SG 8600 Electrically Operated Tensioned Roller Blind System. Supplied made to measure and complete comprising (key components) aluminium barrel SG 8601, motor SG 8605, tension wire SG 8619, spring set SG 8603 / 8605, hem bar profile SG 8602, ceiling fit brackets set SG 8606-8607-8608-8609 / wall fit bracket set SG 8611-8612-8613. Can be controlled by fixed switch / third party control system subject to suitable interface by others / Silent Gliss SG 9940/0450 radio control systems via external receiver. All radio control components supplied at additional cost. All wiring to be strictly in accordance with Silent Gliss wiring diagrams. Fabric to be chosen from the Silent Gliss fabric range, Price Group 1 / price group 2.

FITTING

A. FITTING INFORMATION

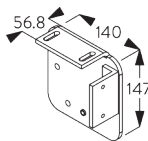
For detailed fitting information, visit the Silent Gliss website.

B. CEILING FITTING



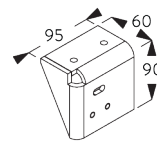
SG 8606

Roller bracket ceiling left



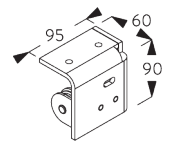
SG 8607

Roller bracket ceiling right



SG 8608

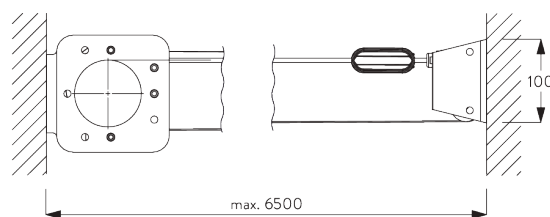
Pulley bracket ceiling left

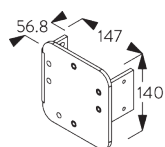
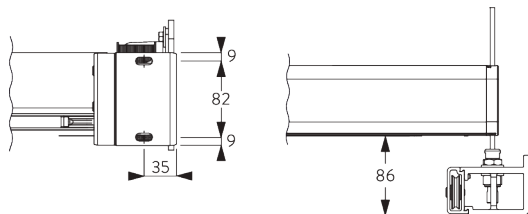


SG 8609

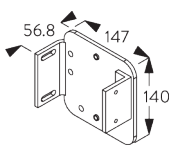
Pulley bracket ceiling right

C. WALL FITTING

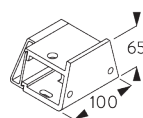




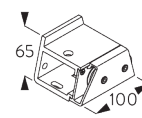
SG 8611
Roller bracket wall left



SG 8612
Roller bracket wall right



SG 8621
Pulley bracket side/back left



SG 8622
Pulley bracket side/back right

MOTORS & CONTROLS

A. MOTOR FEATURES

Motors	SG 8605	SG 8627
Motor Features		
Mechanical end-stop	●	●
Mechanical revolution counter (limited revolution)	●	●
IP class	IP 44	IP 44
Control Features		
Mains power control	●	●
SG Control L (external receiver required)	●	●
SG Control R (external receiver required)	●	●
Suitable for most major home automation systems (with suitable interface)	●	●

B. MOTOR SPECIFICATIONS

Motors	Voltage	Current	Frequency	Speed
SG 8605	230 V AC	0.65 A	50 Hz	17 rpm
SG 8627	120 V AC	1.1 A	60 Hz	18 rpm

C. OPERATING METHODS

See catalogue "controls" for details.

Wall Switch



System can be operated by fixed wall switch.

SG Control L



*Various radio hand-held and wall transmitters available.
An external receiver is required.*



Silent Gliss Move App.

SG Control R



*Various radio hand-held and wall transmitters available.
An external receiver is required.*

D. WIRING
DIAGRAMS



Refer to Silent Gliss website.

PARTS

A. STANDARD PARTS




SG 8601

Tube ø 85 mm



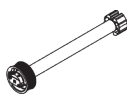
SG 8602

Bottom bar



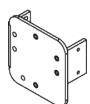
SG 8604

Spring long



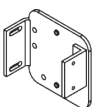
SG 8605

Motor 230V AC, 17/15



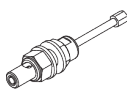
SG 8611

Roller bracket wall left



SG 8612

Roller bracket wall right



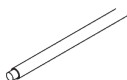
SG 8616

Wire guide set



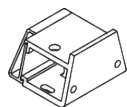
SG 8618

Fabric rod ø 6 mm



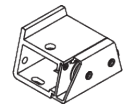
SG 8619

Tension wire ø 1.5 mm



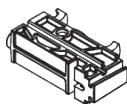
SG 8621

Pulley bracket side/back left



SG 8622

Pulley bracket side/back right



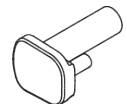
SG 8623

Bottom bar pulley



SG 8624

End cover




SG 8625

Fabric spacer



SG 8626

Cover strip



SG 9916


Hirschmann plug set

B. OPTIONAL PARTS



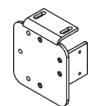
SG 5736

Relay socket



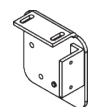
SG 8603

Spring short



SG 8606

Roller bracket ceiling left



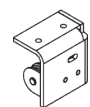
SG 8607

Roller bracket ceiling right



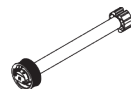
SG 8608

Pulley bracket ceiling left



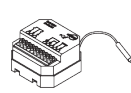
SG 8609

Pulley bracket ceiling right



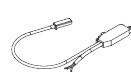
SG 8627

Motor 120V AC, 18/15



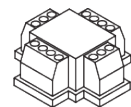
SG 9068

Radio receiver Revio



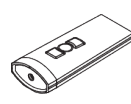
SG 9945

Radio receiver 1 channel



SG 9959

Central control unit relay




SG 10300

Radio hand held 1 channel



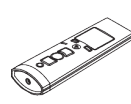
SG 10302

Radio hand held 5+1 channel



SG 10303

Radio hand held 10+2+1 channel



SG 10804

Radio hand held 15+5+1 channel



SG 11480

Radio wall transmitter 1 channel



SG 11490

Radio wall transmitter 5+1 channel



SG 20336

Hand held transmitter 8 channel



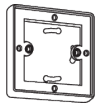
SG 20913

Wall switch single channel



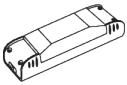
SG 20914

Wall switch 8 channel



SG 20917

Pattress box



SG 20919

Control module motor type R

www.bradingsfabrication.com

Brading Fabrication Limited
1885 Clements Road, Unit 228
Pickering, ON, Canada
L1W 3V4

Tel: 1-800-483-5550

info@bradingsfabrication.com